



**Gies College  
of Business**



## Gies Business Outcomes 2021–2022

Everything we do at Gies is focused on our students’ academic, professional, and personal success. Our curricular and co-curricular experiences provide a pathway for students to develop the skills needed to be competitive in the market and thrive in their careers. Each student defines success differently. Successful outcomes include employment, continuing education, and volunteer service. This report is based on responses to the annual Illini Success Survey and focuses on Gies students who graduated in the August 2021, December 2021, and May 2022 cohorts. Full reports of student outcomes are available through the [Illini Success initiative](#).

### Undergraduate—6 months post-graduation

**98%** Successful Outcomes      **\$73,530** Average Salary      **\$5,000** Median Signing Bonus

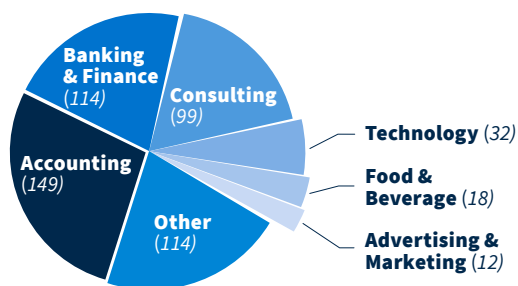
Major	Successful Outcomes	Average Salary	Median Signing Bonus
Accountancy	99%	\$74,344	\$5,000
Finance	99%	\$78,907	\$6,000
Information Systems	97%	\$72,359	\$5,000
Management	96%	\$68,575	\$5,000
Marketing	95%	\$66,132	\$5,000
Operations Management	100%	\$66,875	\$7,500
Supply Chain Management	98%	\$70,700	\$5,000

# Gies Business Outcomes 2021–2022

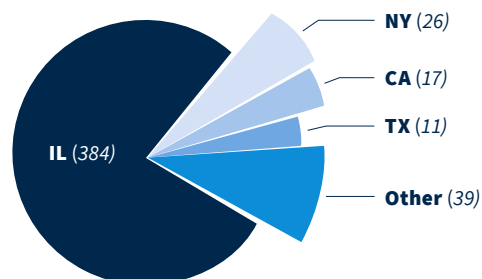
## Undergraduate—6 months post-graduation

Major	Successful Outcomes	Employed	Continuing Education	Volunteer/ Service	Seeking	Other
Accountancy	99%	56%	43%	0%	1%	0%
Finance	99%	89%	10%	0%	<1%	0%
Information Systems	97%	82%	15%	0%	3%	<1%
Management	96%	74%	22%	0%	4%	0%
Marketing	95%	89%	6%	0%	5%	0%
Operations Management	100%	79%	21%	0%	0%	0%
Supply Chain Management	98%	98%	0%	0%	0%	2%

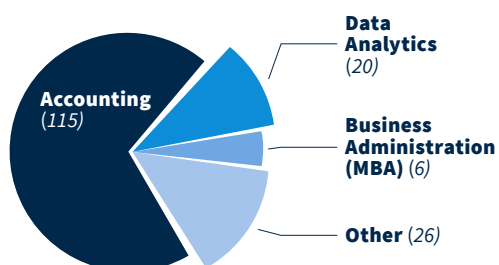
### Top Industries for Students Accepting Full-Time Employment



### Top Destination States for Students Accepting Full-Time Employment



### Top Degrees Pursued by Students Enrolling in Additional Education after Graduation

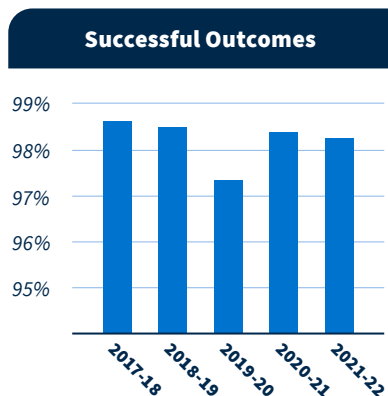


### Average Hourly Pay for Students Interning by Major (Collected outside of Illini Success) 2021 Cohort

Accounting	\$19.91
Finance	\$19.81
Information Systems	\$19.66
Management	\$14.59
Marketing	\$18.64
Operations Management	\$17.40
Supply Chain Management	\$20.69
All Gies	\$19.50

# Gies Business Outcomes 5 Year Trends

All Gies Undergraduates—6 months post-graduation



Major	2017-2018	2018-2019	2019-2020	2020-2021	2021-2022
<b>Accountancy</b>					
Successful Outcomes	99%	99%	99%	99%	99%
Average Salary	\$65,847	\$65,755	\$68,629	\$66,678	\$74,344
Average Bonus	\$5,520	\$5,422	\$5,616	\$4,057	\$5,801
<b>Finance</b>					
Successful Outcomes	100%	98%	99%	98%	99%
Average Salary	\$66,795	\$67,579	\$70,009	\$71,129	\$78,907
Average Bonus	\$6,164	\$6,231	\$7,019	\$6,144	\$7,272
<b>Information Systems</b>					
Successful Outcomes	98%	99%	96%	99%	97%
Average Salary	\$66,558	\$65,970	\$69,065	\$69,642	\$72,359
Average Bonus	\$5,500	\$5,364	\$6,046	\$5,161	\$5,973
<b>Management</b>					
Successful Outcomes	92%	96%	94%	100%	96%
Average Salary	\$57,280	\$55,688	\$61,361	\$56,267	\$68,575
Average Bonus	\$6,467	\$4,441	\$7,000	\$3,357	\$6,071
<b>Marketing</b>					
Successful Outcomes	97%	98%	94%	98%	95%
Average Salary	\$58,489	\$60,164	\$61,264	\$62,039	\$66,132
Average Bonus	\$5,971	\$5,097	\$5,613	\$4,960	\$5,751
<b>Operations Management</b>					
Successful Outcomes	100%	97%	88%	100%	100%
Average Salary	\$61,514	\$63,353	\$70,250	\$71,950	\$66,875
Average Bonus	\$5,250	\$4,111	\$7,383	\$7,660	\$7,333
<b>Supply Chain Management</b>					
Successful Outcomes	100%	100%	96%	98%	100%
Average Salary	\$64,605	\$66,000	\$67,196	\$65,930	\$70,700
Average Bonus	\$4,870	\$5,516	\$5,150	\$4,794	\$5,940